

BHP BILLITON LTD  
Form 6-K  
April 28, 2006

---

UNITED STATES  
SECURITIES AND EXCHANGE COMMISSION  
Washington, D.C. 20549

**Form 6**

**-K**

REPORT OF FOREIGN PRIVATE ISSUER  
PURSUANT TO RULE 13a-16 OR 15d-16  
UNDER THE SECURITIES EXCHANGE ACT OF 1934

April

26, 2006

**BHP Billiton**

**Limited**

..... (Translation of registrant's name into English) 180 Lonsdale Street Melbourne VIC 3000 Australia  
.....

(Address of principal executive office)

Indicate by check mark whether the registrant files or will file annual reports under cover of Form 20-F or Form 40-F:  Form 20-F  Form 40-F

Indicate by check mark if the registrant is submitting the Form 6-K in paper as permitted by Regulation S-T Rule 101(b)(1):

Indicate by check mark if the registrant is submitting the Form 6-K in paper as permitted by Regulation S-T Rule 101(b)(7):

Indicate by check mark whether the registrant by furnishing the information contained in this Form is also thereby furnishing the information to the Commission pursuant to Rule 12g3-2(b) under the Securities Exchange Act of 1934:  Yes  No

If "Yes" is marked, indicate below the file number assigned to the registrant in connection with Rule 12g3-2(b): n/a

---

26 April 2006  
Number 08/06

**BHP BILLITON PRODUCTION REPORT FOR THE QUARTER ENDED 31 MARCH 2006**

BHP Billiton today released its production report for the quarter ended 31 March 2006. Throughout this report, unless otherwise stated, production volumes refer to BHP Billiton share.

- Record year to date production of nickel, copper, natural gas and aluminium was achieved, up 122%, 25%, 6% and 1% respectively.
- Record year to date production was achieved at Hillside (South Africa), Escondida (Chile) and Cerrejon Coal (Colombia).
- Quarterly production records were achieved at Cerrejon Coal, and for oil at Angostura (Trinidad & Tobago) and gas at Zamzama (Pakistan).
- Petroleum, iron ore and nickel operations based in Western Australia were disrupted by cyclone activity and continuing wet weather. Ingwe (South Africa) was also impacted by higher than average rainfall.

	MAR	MAR	MAR YTD	MAR Q06	MAR Q06
2006	2006	vs	vs	vs	
PETROLEUM	YTD	QTR	MAR YTD	MAR Q05	DEC Q05
Crude Oil & Condensate ('000 bbl)	34,320	10,886	-7%	-12%	-3%
Natural Gas (bcf)	261.85	77.85	6%	-5%	-10%
Total Petroleum Products (million boe)	85.32	26.01	-1%	-9%	-7%

#### Total Petroleum Products

- Total production for the year to date March 2006 of 85.3 million barrels of oil equivalent was in line with the nine months to March 2005.

March 2006 quarterly production was lower than the comparative periods primarily as a result of lost production from the Typhoon/Boris facility (USA) due to hurricane damage sustained in the September 2005 quarter, natural field decline and lower gas demand at Bass Strait (Australia), well and weather related downtime in North West Shelf and Griffin (both Australia) and the sale of our interest in Laminaria (Australia) in January 2005. This was partly offset by increased production from Angostura (Trinidad & Tobago) and Mad Dog (USA), all commissioned in January 2005, and ROD (Algeria), commissioned in October 2004.

**Crude Oil and Condensate** - March 2006 year to date and quarterly production was lower than the March 2005 comparative periods. Lost production from the Typhoon/Boris facility, well and weather related downtime at North West Shelf and Griffin, natural field decline at Bass Strait, and the sale of Laminaria all had a negative impact on production. This was partially offset by ramp up of production at ROD, Mad Dog and Angostura.

#### Natural Gas

- Record production for the nine months to March 2006 was primarily due to the commissioning of Minerva in January 2005.

March 2006 quarterly production was lower than the March 2005 quarter reflecting lower demand for Bass Strait and Minerva gas and lost production from the Typhoon/Boris facility.

Production for the March 2006 quarter was lower than the December 2005 quarter as a result of weather related downtime at North West Shelf and equipment downtime at Liverpool Bay (UK), in addition to lower demand for Bass Strait and Minerva gas.



MAR

MAR

MAR YTD 06

MAR Q06

MAR Q06

2006

2006

vs

vs

vs

ALUMINIUM

YTD

QTR

MAR YTD 05

MAR Q05

DEC Q05

Alumina ('000 tonnes)

3,115

1,075

0%

-2%

6%

Aluminium ('000 tonnes)

1,018

340

Edgar Filing: BHP BILLITON LTD - Form 6-K

1%

2%

-1%

Alumina

- Production on a year to date basis was in line with the comparative period. March 2006 quarterly production increased compared to the December 2005 quarter primarily as a result of Worsley recovering from gas supply curtailments in the previous quarter.

Aluminium

- Production for the nine months and quarter ended March 2006 was in line with all comparative periods.



MAR

MAR

MAR YTD 06

MAR Q06

MAR Q06

2006

2006

vs

vs

vs

BASE METALS

YTD

QTR

MAR YTD 05

MAR Q05

DEC Q05

Edgar Filing: BHP BILLITON LTD - Form 6-K

Copper ('000 tonnes)

956.4

319.1

25%

28%

-3%

Silver ('000 ounces)

36,883

11,655

-3%

-17%

-16%

Lead (tonnes)

210,814

68,754

-3%

-15%

-11%

Zinc (tonnes)

81,494

28,419

6%

-12%

19%

Uranium Oxide Concentrate (tonnes)

3,071

913

n/a

n/a

-15%

### Copper

- Production for the nine months ended March 2006 was a record 956,400 tonnes, 25% higher than the March 2005 comparative period, reflecting year to date record performance at Escondida (Chile) and inclusion of a full nine months of production from Olympic Dam (Australia).

March 2006 quarterly production was marginally lower than the December 2005 quarter as a result of lower head grade and throughput at Olympic Dam and Escondida, partially offset by Cerro Colorado (Chile) operating at full capacity for the quarter having fully recovered from the earthquake in June 2005.

### Silver

- Production was lower on a year to date basis primarily as a result of lower head grade of ore mined at Cannington (Australia) in the nine months to March 2006. March 2006 quarterly production was lower than the previous period as a result of lower head grade and increased planned maintenance activity at Cannington during the period.

### Lead

- Year to date production to March 2006 decreased against all comparative periods as a result of lower head grade and increased planned maintenance activity at Cannington during the March 2006 quarter.

### Zinc

- Production increased against the March 2005 year to date and December 2005 comparative periods due to higher grade at Cannington. This was partially offset by a lower proportion of zinc contained ore processed at Antamina over recent quarters resulting in a decline against the March 2005 quarter.

### Uranium Oxide Concentrate

- Production in the March 2006 quarter was lower than the December 2005 quarter as a result of lower grade and throughput at Olympic Dam.



MAR

MAR

MAR YTD 06

MAR Q06

MAR Q06

Edgar Filing: BHP BILLITON LTD - Form 6-K

2006

2006

vs

vs

vs

CARBON STEEL MATERIALS

YTD

QTR

MAR YTD 05

MAR Q05

DEC Q05

Iron ore ('000 tonnes)

70,500

22,499

0%

-5%

-9%

Metallurgical Coal ('000 tonnes)

26,419

8,460

-5%

-5%

-6%

Manganese Ores ('000 tonnes)

3,891

1,226

-4%

-5%

-4%

Manganese Alloys ('000 tonnes)

477

173

-20%

-12%

5%

### Iron Ore

- March 2006 year to date production was in line with the comparative period.

Production decreased in the March 2006 quarter versus the March 2005 and December 2005 quarters following disruptions at Western Australian Iron Ore operations (Australia) due to cyclone activity, higher than usual rainfall in the Pilbara and maintenance work at Area C.

### Metallurgical Coal

- March 2006 year to date and quarterly production was lower than the March 2005 comparatives. This primarily reflects reduced production at Queensland Coal (Australia) due to the depletion of reserves at Riverside and longer than scheduled dragline outages at South Walker Creek and Saraji. This was partially offset by increased production at Goonyella and the continued ramp up of Dendrobium and Broadmeadow (all Australia), commissioned in April 2005 and August 2005 respectively.

Production for the March 2006 quarter was lower than the December 2005 quarter as a result of reduced production at Queensland Coal due to unplanned downtime at Broadmeadow, an extended longwall change at the Crinum mine and scheduled downtime at Norwich Park.

Shiploader 1 at Hay Point Coal Terminal became fully operational on 13 April following a fifteen week shutdown for repairs.


### Manganese ore

- Production for the March 2006 year to date and quarter was lower than all comparative periods as a result of lower market demand.

### Manganese alloys

- March 2006 year to date and quarterly production decreased compared to the March 2005 comparative periods primarily reflecting lower market demand.

March 2006 quarterly production was higher than the December 2005 quarter as full operational stability was restored following scheduled maintenance at Metalloys (South Africa) in the September 2005 quarter.





	MAR
	MAR
	MAR YTD 06
	MAR Q06
	MAR Q06
	2006
	2006
	vs
	vs
	vs

DIAMONDS & SPECIALTY PRODUCTS

	YTD
	QTR
	MAR YTD 05
	MAR Q05
	DEC Q05

Diamonds ('000 carats)

1,978  
512  
-26%  
-36%  
-17%

Fertiliser ('000 tonnes)

720.0  
222.5  
n/a

n/a

-12%


Diamonds

- Carat production decreased in the nine months to March 2006 reflecting the processing of lower grade ore at Ekati (Canada).

March 2006 quarterly production was lower than the December 2005 quarter due to the impact of planned changes to the mix of ore sources being processed.

Fertiliser

- March 2006 quarterly production was lower than the December 2005 quarter as a result of unplanned maintenance.



MAR

MAR

MAR YTD 06

MAR Q06

MAR Q06

2006

2006

vs

vs

vs

ENERGY COAL

YTD

QTR

MAR YTD 05

MAR Q05

Edgar Filing: BHP BILLITON LTD - Form 6-K

DEC Q05

Energy Coal ('000 tonnes)

63,969

18,672

-1%


-7%

-12%

Energy Coal

- Production for the year to date March 2006 was in line with the nine months ended March 2005.

Production for the March 2006 quarter was lower than the comparative periods mainly as a result of significantly higher than average rainfall at Ingwe (South Africa) and a planned outage for a longwall move at San Juan Coal (USA).



MAR

MAR

MAR YTD 06

MAR Q06

MAR Q06

2006

2006

vs

vs

vs

STAINLESS STEEL MATERIALS

YTD

QTR

Edgar Filing: BHP BILLITON LTD - Form 6-K

MAR YTD 05

MAR Q05

DEC Q05

Nickel ('000 tonnes)

133.3

40.2

122%

93%

-18%

Nickel

- Record production for the year to date March 2006 primarily reflects inclusion of a full nine months of production from Nickel West (Australia).

Production for the March 2006 quarter was lower than the December 2005 quarter due to disruption of the Nickel West operations primarily as a result of cyclone activity and continued wet weather. This was partly offset by increased production at Yabulu (Australia) due to fewer expansion related activities.

\*\*\*\*

Further information on BHP Billiton can be found on our Internet site: [www.bhpbilliton.com](http://www.bhpbilliton.com)

**Australia**

Jane Belcher, Investor Relations  
Tel: +61 3 9609 3952 Mobile: +61  
417 031 653  
email:  
Jane.H.Belcher@bhpbilliton.com

**United Kingdom**

Mark Lidiard, Investor & Media  
Relations  
Tel: +44 20 7802 4156 Mobile:  
+44 7769 934 942  
email:  
Mark.Lidiard@bhpbilliton.com

Samantha Evans, Media Relations  
Tel: +61 3 9609 2898 Mobile: +61  
400 693 915  
email:  
Samantha.Evans@bhpbilliton.com

Illtud Harri, Media Relations  
Tel: +44 20 7802 4195 Mobile:  
+44 7920 237 246  
email:  
Illtud.Harri@bhpbilliton.com

**United States**

Tracey Whitehead, Investor & Media  
Relations  
Tel: US +1 713 599 6100 or UK +44  
20 7802 4031  
Mobile: +44 7917 648 093  
email:  
Tracey.Whitehead@bhpbilliton.com

**South Africa**

Alison Gilbert, Investor Relations  
Tel: SA +27 11 376 2121 or UK  
+44 20 7802 4183  
email:  
Alison.Gilbert@bhpbilliton.com

BHP BILLITON PRODUCTION SUMMARY		QUARTER ENDED			YEAR TO DATE		% CHANGE			
		MAR	DEC	MAR	MAR	MAR		MAR YTD 06	MAR Q06	MAR Q06
		2005	2005	2006	2006	2005		vs	vs	vs
								MAR YTD 05	MAR Q05	DEC Q05
<b>PETROLEUM</b>										
Crude oil & condensate	('000 bbl)	12,345	11,200	10,886	34,320	36,901		-7%	-12%	-3%
Natural gas	(bcf)	82.35	86.35	77.85	261.85	246.89		6%	-5%	-10%
LPG	('000 tonnes)	199.29	190.59	175.26	600.09	646.39		-7%	-12%	-8%
Ethane	('000 tonnes)	23.61	24.72	22.25	74.99	78.56		-5%	-6%	-10%
Total Petroleum Products	(million boe)	28.49	27.93	26.01	85.32	85.90		-1%	-9%	-7%
<b>ALUMINIUM</b>										
Alumina	('000 tonnes)	1,092	1,012	1,075	3,115	3,128		0%	-2%	6%
Aluminium	('000 tonnes)	332	344	340	1,018	1,009		1%	2%	-1%
<b>BASE METALS</b>										
Copper	('000 tonnes)	249.6	328.4	319.1	956.4	764.2		25%	28%	-3%
Lead	(tonnes)	80,899	77,187	68,754	210,814	217,318		-3%	-15%	-11%
Zinc	(tonnes)	32,388	23,928	28,419	81,494	77,156		6%	-12%	19%
Gold	(ounces)	32,152	54,700	52,095	160,461	93,531		72%	62%	-5%
Silver	('000 ounces)	14,044	13,866	11,655	36,883	38,166		-3%	-17%	-16%
Uranium oxide concentrate	(tonnes)	-	1,070	913	3,071	-		-	-	-15%
Molybdenum	(tonnes)	431	772	632	1,977	1,314		50%	47%	-18%

CARBON STEEL MATERIALS									
Iron ore	('000 tonnes)	23,762	24,610	22,499	70,500	70,728	0%	-5%	-9%
Metallurgical coal	('000 tonnes)	8,883	8,973	8,460	26,419	27,733	-5%	-5%	-6%
Manganese ores	('000 tonnes)	1,297	1,278	1,226	3,891	4,037	-4%	-5%	-4%
Manganese alloys	('000 tonnes)	197	165	173	477	599	-20%	-12%	5%
DIAMONDS AND SPECIALTY PRODUCTS									
Diamonds	('000 carats)	802	614	512	1,978	2,660	-26%	-36%	-17%
Fertiliser	('000 tonnes)	-	252.6	222.5	720.0	-	-	-	-12%
ENERGY COAL									
Energy coal	('000 tonnes)	20,079	21,287	18,672	63,969	64,713	-1%	-7%	-12%
STAINLESS STEEL MATERIALS									
Nickel	('000 tonnes)	20.8	49.0	40.2	133.3	60.1	122%	93%	-18%
Ferrochrome	('000 tonnes)	240	-	-	-	776	-	-	-
Throughout this report figures in italics indicate that this figure has been adjusted since it was previously reported.									

BHP BILLITON ATTRIBUTABLE PRODUCTION									
								YEAR TO DATE	
		BHP Billiton	MARCH	JUNE	SEPT	DEC	MARCH	MAR	MAR
		Interest	2005	2005	2005	2005	2006	2006	2005
PETROLEUM									
Production									

## Edgar Filing: BHP BILLITON LTD - Form 6-K

	Crude oil & condensate	(000 bbl)	12,345	13,939	12,234	11,200	10,886		34,320	36,901
	Natural gas	(bcf)	82.35	98.79	97.65	86.35	77.85		261.85	246.89
	LPG	('000 tonnes)	199.29	213.71	234.24	190.59	175.26		600.09	646.39
	Ethane	('000 tonnes)	23.61	22.97	28.02	24.72	22.25		74.99	78.56
	Total Petroleum Products	(million boe)	28.49	33.13	31.38	27.93	26.01		85.32	85.90
<b>ALUMINIUM</b>										
<b>ALUMINA</b>										
Production ('000 tonnes)										
	Worsley	86%	746	718	689	663	717		2,069	2,095
	Suriname	45%	220	209	227	219	228		674	665
	Alumar	36%	126	127	112	130	130		372	368
	Total		1,092	1,054	1,028	1,012	1,075		3,115	3,128
<b>ALUMINIUM</b>										
Production ('000 tonnes)										
	Hillside	100%	169	172	172	177	174		523	513
	Bayside	100%	45	29	41	46	46		133	137
	Alumar	46.3%	43	44	45	45	44		134	132
	Valesul	45.5%	10	11	11	10	11		32	32
	Mozal	47%	65	65	65	66	65		196	195
	Total		332	321	334	344	340		1,018	1,009
<b>BASE METALS (a)</b>										
<b>COPPER</b>										
Payable metal in concentrate ('000 tonnes)										
	Escondida	57.5%	135.4	154.0	168.6	169.0	168.2		505.8	424.2
	Antamina	33.8%	29.9	29.9	27.9	34.3	32.9		95.1	93.2
	Tintaya (b)	100%	20.7	15.3	17.3	18.1	16.2		51.6	57.4
	Total		186.0	199.2	213.8	221.4	217.3		652.5	574.8
Cathode ('000 tonnes)										
	Escondida	57.5%	21.8	21.4	19.6	20.0	15.4		55.0	65.9
	Cerro Colorado (c)	100%	29.8	24.6	14.5	21.5	28.1		64.1	88.5

Edgar Filing: BHP BILLITON LTD - Form 6-K

	Tintaya (b)	100%	9.6	6.4	9.7	9.9	9.1		28.7	28.0
	Pinto Valley	100%	2.4	2.1	2.2	2.1	2.1		6.4	7.0
	Olympic Dam (d)	100%	-	16.1	49.1	53.5	47.1		149.7	-
	Total		63.6	70.6	95.1	107.0	101.8		303.9	189.4
<b>LEAD</b>										
Payable metal in concentrate (tonnes)										
	Cannington	100%	80,899	64,652	64,873	77,187	68,754		210,814	217,318
	Total		80,899	64,652	64,873	77,187	68,754		210,814	217,318
<b>ZINC</b>										
Payable metal in concentrate (tonnes)										
	Cannington	100%	15,241	12,676	14,188	18,780	20,885		53,853	40,164
	Antamina	33.8%	17,147	15,528	14,959	5,148	7,534		27,641	36,992
	Total		32,388	28,204	29,147	23,928	28,419		81,494	77,156
	Refer footnotes on page 4.									
<b>BASE METALS (continued)</b>										
<b>GOLD</b>										
Payable metal in concentrate (ounces)										
	Escondida	57.5%	25,987	20,774	19,194	19,200	17,877		56,271	75,832
	Tintaya (b)	100%	6,165	4,066	8,048	8,200	8,032		24,280	17,699
	Olympic Dam (d) (refined gold)	100%	-	7,042	26,424	27,300	26,186		79,910	-
	Total		32,152	31,882	53,666	54,700	52,095		160,461	93,531
<b>SILVER</b>										
Payable metal in concentrate ('000 ounces)										
	Escondida	57.5%	650	658	795	945	714		2,454	1,893
	Antamina	33.8%	830	749	642	859	865		2,366	2,025
	Tintaya (b)	100%	181	129	167	168	138		473	501



## Edgar Filing: BHP BILLITON LTD - Form 6-K

	Cannington	100%	12,383	10,283	9,579	11,672	9,693		30,944	33,747
	Olympic Dam (d) (refined silver)	100%	-	62	179	222	245		646	-
	Total		14,044	11,881	11,362	13,866	11,655		36,883	38,166
URANIUM OXIDE CONCENTRATE										
Payable metal in concentrate (tonnes)										
	Olympic Dam (d)	100%	-	415	1,088	1,070	913		3,071	-
	Total		-	415	1,088	1,070	913		3,071	-
MOLYBDENUM										
Payable metal in concentrate (tonnes)										
	Antamina	33.8%	431	492	573	772	632		1,977	1,314
	Total		431	492	573	772	632		1,977	1,314
CARBON STEEL MATERIALS										
IRON ORE (e)										
Production ('000 tonnes)										
	Mt Newman Joint Venture	85%	6,475	6,493	6,234	6,166	5,884		18,284	19,243
	Goldsworthy Joint Venture	85%	1,017	1,593	1,393	1,669	1,371		4,433	3,092
	Area C Joint Venture	85%	4,451	4,813	4,286	4,969	3,332		12,587	11,799
	Yandi Joint Venture	85%	8,713	8,943	8,409	8,372	8,561		25,342	26,718
	Jimblebar (f)	85%	1,283	1,324	1,188	1,569	1,549		4,306	4,085
	Samarco	50%	1,823	1,896	1,881	1,865	1,802		5,548	5,791
	Total		23,762	25,062	23,391	24,610	22,499		70,500	70,728
METALLURGICAL COAL (g)										
Production ('000 tonnes)										
	BMA	50%	5,959	7,021	6,693	6,441	5,972		19,106	18,374
	BHP Mitsui Coal (h)	80%	1,205	882	726	710	763		2,199	4,775

## Edgar Filing: BHP BILLITON LTD - Form 6-K

	Illawarra	100%	1,719	1,667	1,567	1,822	1,725		5,114	4,584
	Total		8,883	9,570	8,986	8,973	8,460		26,419	27,733
<b>MANGANESE ORES</b>										
Saleable production ('000 tonnes)										
	South Africa (i)	60%	606	631	566	529	532		1,627	1,877
	Australia (i)	60%	691	787	821	749	694		2,264	2,160
	Total		1,297	1,418	1,387	1,278	1,226		3,891	4,037
	Refer footnotes on page 4.									
<b>CARBON STEEL MATERIALS (cont'd)</b>										
<b>MANGANESE ALLOYS</b>										
Saleable production ('000 tonnes)										
	South Africa (i)	60%	137	98	79	105	119		303	394
	Australia (i)	60%	60	58	60	60	54		174	205
	Total		197	156	139	165	173		477	599
<b>DIAMONDS AND SPECIALTY PRODUCTS</b>										
<b>DIAMONDS</b>										
Production ('000 carats)										
	Ekati™	80%	802	957	852	614	512		1,978	2,660
<b>FERTILISER</b>										
Production ('000 tonnes)										
	Southern Cross Fertiliser Operations (j)	100%	-	73.9	244.9	252.6	222.5		720.0	-
<b>ENERGY COAL</b>										
Production ('000 tonnes)										
	South Africa	100%	12,769	13,548	14,549	12,940	11,605		39,094	41,102
	USA	100%	3,169	4,128	4,561	4,065	2,829		11,455	10,799

Edgar Filing: BHP BILLITON LTD - Form 6-K

	Australia	100%	2,258	2,823	2,568	2,045	1,897		6,510	7,042
	Colombia	33%	1,883	2,204	2,332	2,237	2,341		6,910	5,770
	Total		20,079	22,703	24,010	21,287	18,672		63,969	64,713
<b>STAINLESS STEEL MATERIALS</b>										
<b>NICKEL</b>										
Production ('000 tonnes)										
	CMSA	99.8%	13.3	13.7	12.8	13.0	12.9		38.7	37.6
	Yabulu	100%	7.5	8.9	6.1	5.9	7.0		19.0	22.5
	Nickel West (k)	100%	-	9.2	25.2	30.1	20.3		75.6	-
	Total		20.8	31.8	44.1	49.0	40.2		133.3	60.1
<b>FERROCHROME</b>										
Saleable production ('000 tonnes)										
	South Africa (i) (l)	60%	240	178	-	-	-		-	776
(a) Metal production is reported on the basis of payable metal.										
(b) Production at Tintaya was temporarily suspended on May 25, 2005 following civil unrest in the Espinar region.										
Production recommenced on June 20, 2005.										
(c) Production at Cerro Colorado was temporarily suspended on June 14, 2005 following an earthquake. Production										
recommenced on June 30, 2005.										
(d) BHP Billiton acquired Olympic Dam with the acquisition of WMC. Production data is shown from June 1, 2005.										
(e) Iron ore production is reported on a wet tonnes basis.										
(f) Jimlebar production restated on a saleable production basis. BHP Billiton interest in saleable production is 85%.										
(g) Metallurgical coal production is reported on the basis of saleable product. Production figures include some thermal coal.										
(h) Shown on 100% basis. BHP Billiton interest in saleable production is 80%.										
(i) Shown on 100% basis. BHP Billiton interest in saleable production is 60%.										
(j) BHP Billiton acquired Southern Cross Fertiliser Operations (formerly Queensland Fertilizer Operations) with the acquisition of WMC.										
Production data is shown from June 1, 2005.										

(k) BHP Billiton acquired Nickel West with the acquisition of WMC. Production data is shown from June 1, 2005.									
(l) BHP Billiton sold its interest in Samancor Chrome with effect from June 1, 2005.									
<b>PRODUCTION AND SHIPMENT REPORT</b>									
								YEAR TO DATE	
			MARCH	JUNE	SEPT	DEC	MAR	MAR	MAR
			2005	2005	2005	2005	2006	2006	2005
<b>PETROLEUM</b>									
BHP Billiton attributable production unless otherwise stated.									
<b>CRUDE OIL &amp; CONDENSATE ('000 barrels)</b>									
Bass Strait			3,754	3,921	3,720	3,584	3,414	10,718	12,815
Minerva (a)			21	33	34	26	18	78	21
North West Shelf - condensate			1,305	1,431	1,370	1,405	1,263	4,038	3,909
North West Shelf - Wanaea/Cossack			1,535	1,571	1,149	979	751	2,879	4,282
Laminaria (b)			84	-	-	-	-	-	1,153
Griffin			403	453	436	344	204	984	1,290
Pakistan			58	49	49	54	59	162	162
Typhoon/Boris (c)			907	672	306	21	-	327	3,658
Mad Dog (a)			251	562	440	604	549	1,593	251
Other Americas (d)			160	145	123	161	68	352	521
Angostura (a)			799	997	998	1,018	1,080	3,096	799
Liverpool Bay			1,289	1,625	1,160	1,161	1,278	3,599	4,491
Bruce/Keith			290	279	254	256	209	719	732
Ohanet			589	461	483	353	389	1,225	1,579
ROD (e)			900	1,740	1,712	1,234	1,604	4,550	1,238
Total			12,345	13,939	12,234	11,200	10,886	34,320	36,901
<b>NATURAL GAS (billion cubic feet)</b>									
Bass Strait			20.71	31.98	35.93	21.12	18.26	75.31	83.76
Minerva (a)			6.63	9.79	10.30	8.14	5.78	24.22	6.63
North West Shelf -			3.64	3.98	3.97	3.81	3.55	11.33	10.65

## Edgar Filing: BHP BILLITON LTD - Form 6-K

	Domestic								
	North West Shelf - LNG	20.81	22.14	21.19	23.16	21.15		65.50	60.95
	Griffin	0.54	0.70	0.56	0.41	0.12		1.09	1.93
	Moranbah Coal Bed Methane (f)	1.07	1.64	1.65	1.73	1.75		5.13	1.60
	Illawarra Coal Bed Methane (g)	1.39	1.10	1.12	1.60	1.50		4.22	4.38
	Pakistan	8.88	7.25	7.32	8.40	8.52		24.24	24.44
	Typhoon/Boris (c)	1.32	0.95	0.46	0.01	-		0.47	6.17
	Mad Dog (a)	0.03	0.18	0.08	0.12	0.11		0.31	0.03
	Other Americas	1.76	1.88	1.89	1.00	1.78		4.67	5.80
	Bruce/Keith	7.22	6.90	5.81	6.28	6.52		18.61	16.87
	Liverpool Bay	8.35	10.30	7.37	10.57	8.81		26.75	23.68
	Total	82.35	98.79	97.65	86.35	77.85		261.85	246.89
LPG ('000 tonnes)									
	Bass Strait	108.56	128.50	143.55	108.47	99.96		351.98	382.11
	North West Shelf	32.28	33.15	39.64	40.05	35.32		115.01	96.37
	Bruce/Keith	17.85	16.53	13.73	15.21	8.12		37.06	43.43
	Ohanet	40.60	35.53	37.32	26.86	31.86		96.04	124.48
	Total	199.29	213.71	234.24	190.59	175.26		600.09	646.39
ETHANE ('000 tonnes)									
		23.61	22.97	28.02	24.72	22.25		74.99	78.56
TOTAL PETROLEUM PRODUCTS									
		28.49	33.13	31.38	27.93	26.01		85.32	85.90
(million barrels of oil equivalent) (h)									
(a) Minerva, Mad Dog and Angostura commenced production in January 2005.									
(b) BHP Billiton sold its interest in Laminaria with effect from January 14, 2005.									
(c) Typhoon/Boris production was suspended in September 2005 following severe hurricane damage sustained to the Typhoon platform.									
(d) BHP Billiton sold its interests in the Green Canyon 18 and 60 fields with effect from January 16, 2006.									
(e) ROD commenced production in October 2004.									
(f) Moranbah Coal Bed Methane commenced production in September 2004 and was first reported in December 2004.									

	(g) Illawarra Coal Bed Methane production was first reported in December 2004.								
	(h) Total barrels of oil equivalent (boe) conversions are based on the following:								
	6000 cf of natural gas equals 1 boe; 1 tonne of LPG equals 11.6 boe; 1 tonne of ethane equals 4.4667 boe.								

PRODUCTION AND SHIPMENT REPORT									
								YEAR TO DATE	
		MARCH	JUNE	SEPT	DEC	MAR		MAR	MAR
		2005	2005	2005	2005	2006		2006	2005
<b>ALUMINIUM</b>									
BHP Billiton attributable production and sales unless otherwise stated.									
('000 tonnes)									
<b>ALUMINA</b>									
	Production								
	Worsley, Australia	746	718	689	663	717		2,069	2,095
	Paranam, Suriname	220	209	227	219	228		674	665
	Alumar, Brazil	126	127	112	130	130		372	368
	Total	1,092	1,054	1,028	1,012	1,075		3,115	3,128
	Sales								
	Worsley, Australia	734	774	584	710	709		2,003	2,082
	Paranam, Suriname	210	221	203	249	213		665	670
	Alumar, Brazil	118	146	107	121	130		358	378
	Total (a)	1,062	1,141	894	1,080	1,052		3,026	3,130
<b>ALUMINIUM</b>									
	Production								
	Hillside, South Africa	169	172	172	177	174		523	513
	Bayside, South Africa	45	29	41	46	46		133	137

## Edgar Filing: BHP BILLITON LTD - Form 6-K

	Alumar, Brazil		43	44	45	45	44		134	132
	Valesul, Brazil		10	11	11	10	11		32	32
	Mozal, Mozambique		65	65	65	66	65		196	195
	Total		332	321	334	344	340		1,018	1,009
	Sales									
	Hillside, South Africa		153	185	168	175	162		505	497
	Bayside, South Africa		39	45	34	43	40		117	125
	Alumar, Brazil		43	46	42	44	48		134	130
	Valesul, Brazil		11	10	11	12	10		33	34
	Mozal, Mozambique		62	74	54	79	58		191	190
	Total		308	360	309	353	318		980	976
	Tolling Agreement (a)		24	25	23	22	22		67	69
			332	385	332	375	340		1,047	1,045

(a) Equity Alumina is converted into Aluminium under a third party tolling agreement. These tonnages were previously reported under

third party trading and are now allocated to equity sales.

PRODUCTION AND SHIPMENT REPORT										
									YEAR TO DATE	
			MARCH	JUNE	SEPT	DEC	MAR		MAR	MAR
			2005	2005	2005	2005	2006		2006	2005
<b>BASE METALS</b>										
BHP Billiton attributable production and sales unless otherwise stated. Metals production is payable metal unless otherwise stated.										
<u>Escondida, Chile</u>										
	Material mined (100%)	('000 tonnes)	90,838	85,592	90,919	92,155	90,781		273,855	288,816
	Sulphide ore milled (100%)	('000 tonnes)	19,913	21,725	22,255	22,161	21,843		66,259	61,476
	Average copper grade	(%)	1.41%	1.51%	1.60%	1.58%	1.62%		1.60%	1.45%

## Edgar Filing: BHP BILLITON LTD - Form 6-K

	Production ex Mill (100%)	('000 tonnes)	241.1	277.8	304.4	304.0	302.8		911.2	763.0
	Production									
	Payable copper	('000 tonnes)	135.4	154.0	168.6	169.0	168.2		505.8	424.2
	Payable gold concentrate	(fine ounces)	25,987	20,774	19,194	19,200	17,877		56,271	75,832
	Copper cathode (EW)	('000 tonnes)	21.8	21.4	19.6	20.0	15.4		55.0	65.9
	Payable silver concentrate	('000 ounces)	650	658	795	945	714		2,454	1,893
	Sales									
	Payable copper	('000 tonnes)	137.1	146.0	169.4	160.7	184.4		514.5	425.4
	Payable gold concentrate	(fine ounces)	27,882	19,816	19,294	18,145	20,159		57,598	78,076
	Copper cathode (EW)	('000 tonnes)	18.6	26.8	19.3	19.4	16.7		55.4	64.0
	Payable silver concentrate	('000 ounces)	712	631	803	892	802		2,497	1,984
	<u>Tintaya, Peru (a)</u>									
	Material mined	('000 tonnes)	17,575	12,385	17,228	17,107	15,960		50,295	53,737
	Sulphide Ore milled	('000 tonnes)	1,560	1,086	1,546	1,734	1,523		4,803	4,745
	Average copper grade	(%)	1.56%	1.67%	1.33%	1.26%	1.26%		1.28%	1.44%
	Production									
	Payable copper	('000 tonnes)	20.7	15.3	17.3	18.1	16.2		51.6	57.4
	Payable gold concentrate	(fine ounces)	6,165	4,066	8,048	8,200	8,032		24,280	17,699
	Copper cathode (EW)	('000 tonnes)	9.6	6.4	9.7	9.9	9.1		28.7	28.0
	Payable silver concentrate	('000 ounces)	181	129	167	168	138		473	501
	Sales									
	Payable copper		23.3	17.2	17.0	19.4	15.1		51.5	54.9



## Edgar Filing: BHP BILLITON LTD - Form 6-K

		('000 tonnes)								
	Payable gold concentrate	(fine ounces)	7,593	7,073	6,783	8,376	8,016		23,175	17,303
	Copper cathode (EW)	('000 tonnes)	9.2	8.2	10.3	9.8	8.3		28.4	27.7
	Payable silver concentrate	('000 ounces)	193	160	161	207	127		495	491
	(a) Production at Tintaya was temporarily suspended on May 25, 2005 following civil unrest in the Espinar region.									
	Production recommenced on June 20, 2005.									
	<u>Cerro Colorado, Chile</u>									
	<u>(a)</u>									
	Material mined	('000 tonnes)	16,856	14,805	16,696	17,107	17,926		51,729	50,788
	Ore milled	('000 tonnes)	3,865	3,144	3,344	4,348	4,266		11,958	12,460
	Average copper grade	(%)	1.00%	0.83%	0.79%	0.90%	0.94%		0.88%	0.92%
	Production									
	Copper cathode (EW)	('000 tonnes)	29.8	24.6	14.5	21.5	28.1		64.1	88.5
	Sales									
	Copper cathode (EW)	('000 tonnes)	32.5	24.8	15.0	19.7	24.4		59.1	89.6
	(a) Production at Cerro Colorado was temporarily suspended on June 14, 2005 following an earthquake.									
	Production recommenced on June 30, 2005.									
	<u>Antamina, Peru</u>									
	Material mined (100%)	('000 tonnes)	30,808	31,802	32,839	32,598	28,982		94,419	97,186
	Sulphide ore milled (100%)	('000 tonnes)	7,072	7,557	7,367	8,349	7,549		23,265	23,168
	Average head grades									
	- Copper	(%)	1.41%	1.35%	1.30%	1.36%	1.48%		1.38%	1.37%

Edgar Filing: BHP BILLITON LTD - Form 6-K

	- Zinc	(%)	1.16%	1.09%	1.04%	0.51%	0.62%		0.71%	0.87%
	Production									
	Payable copper	('000 tonnes)	29.9	29.9	27.9	34.3	32.9		95.1	93.2
	Payable zinc	(tonnes)	17,147	15,528	14,959	5,148	7,534		27,641	36,992
	Payable silver	('000 ounces)	830	749	642	859	865		2,366	2,025
	Payable molybdenum	(tonnes)	431	492	573	772	632		1,977	1,314
	Sales									
	Payable copper	('000 tonnes)	30.0	28.7	30.7	35.5	30.5		96.7	94.3
	Payable zinc	(tonnes)	18,293	15,066	13,203	7,894	9,634		30,731	36,095
	Payable silver	('000 ounces)	718	769	669	813	750		2,232	1,974
	Payable molybdenum	(tonnes)	592	587	538	751	697		1,986	1,052
<b>Cannington, Australia</b>										
	Material mined	('000 tonnes)	885	880	910	887	799		2,596	2,556
	Ore milled	('000 tonnes)	788	746	772	850	809		2,431	2,343
	Average head grades									
	- Silver	(g/t)	571	482	453	493	431		460	525
	- Lead	(%)	11.9%	9.8%	9.9%	10.8%	9.8%		10.2%	10.8%
	- Zinc	(%)	3.5%	3.0%	3.3%	3.5%	4.0%		3.6%	3.2%
	Production									
	Payable silver	('000 ounces)	12,383	10,283	9,579	11,672	9,693		30,944	33,747
	Payable lead	(tonnes)	80,899	64,652	64,873	77,187	68,754		210,814	217,318
	Payable zinc	(tonnes)	15,241	12,676	14,188	18,780	20,885		53,853	40,164
	Sales									
	Payable silver	('000 ounces)	13,514	12,265	9,078	11,972	9,061		30,111	31,786
	Payable lead	(tonnes)	88,237	76,680	59,942	79,474	63,112		202,528	208,296
	Payable zinc	(tonnes)	18,628	13,415	10,676	16,814	17,508		44,998	39,944

## Edgar Filing: BHP BILLITON LTD - Form 6-K

<u>Olympic Dam, Australia (a)</u>									
	Material mined (b)	('000 tonnes)	-	855	2,007	2,145	2,065	6,217	-
	Ore milled	('000 tonnes)	-	933	2,345	2,430	2,343	7,118	-
	Average copper grade	(%)	-	2.15%	2.26%	2.32%	2.10%	2.23%	-
	Average uranium grade	kg/t	-	0.60	0.64	0.65	0.60	0.63	-
Production									
	Copper cathode (ER)	('000 tonnes)	-	14.5	44.2	48.6	43.1	135.9	-
	Copper cathode (EW)	('000 tonnes)	-	1.6	4.9	4.9	4.0	13.8	-
	Uranium oxide concentrate	(tonnes)	-	415	1,088	1,070	913	3,071	-
	Refined gold	(fine ounces)	-	7,042	26,424	27,300	26,186	79,910	-
	Refined silver	('000 ounces)	-	62	179	222	245	646	-
Sales									
	Copper cathode (ER)	('000 tonnes)	-	16.2	47.5	44.9	44.1	136.5	-
	Copper cathode (EW)	('000 tonnes)	-	1.1	5.2	5.8	4.2	15.2	-
	Uranium oxide concentrate	(tonnes)	-	391	879	1,287	992	3,158	-
	Refined gold	(fine ounces)	-	10,555	21,192	26,369	27,300	74,861	-
	Refined silver	('000 ounces)	-	68	144	254	178	576	-
(a) BHP Billiton acquired Olympic Dam with the acquisition of WMC. Production data was first reported from June 1, 2005.									
(b) Material mined refers to run of mine ore mined and hoisted.									
<u>Pinto Valley, USA</u>									
Production									

	Copper cathode (EW)	('000 tonnes)	2.4	2.1	2.2	2.1	2.1		6.4	7.0
	Sales									
	Copper cathode (EW)	('000 tonnes)	2.8	2.3	2.3	2.6	2.6		7.5	6.1

PRODUCTION AND SHIPMENT REPORT										
									YEAR TO DATE	
			MARCH	JUNE	SEPT	DEC	MAR		MAR	MAR
			2005	2005	2005	2005	2006		2006	2005
<b>CARBON STEEL MATERIALS</b>										
BHP Billiton attributable production and sales unless otherwise stated.										
('000 tonnes)										
<b>IRON ORE (a)</b>										
<u>Pilbara, Australia</u>										
	Production									
	Mt Newman Joint Venture		6,475	6,493	6,234	6,166	5,884		18,284	19,243
	Goldsworthy Joint Venture		1,017	1,593	1,393	1,669	1,371		4,433	3,092
	Area C Joint Venture		4,451	4,813	4,286	4,969	3,332		12,587	11,799
	Yandi Joint Venture		8,713	8,943	8,409	8,372	8,561		25,342	26,718
	Jimblebar (b)		1,283	1,324	1,188	1,569	1,549		4,306	4,085
	Total (BHP Billiton share)		21,939	23,166	21,510	22,745	20,697		64,952	64,937
	Total production (100%)		25,810	27,254	25,306	26,760	24,350		76,416	76,397
	Sales									
	Lump		5,757	6,849	5,879	6,483	5,276		17,638	17,234
	Fines		15,909	17,052	15,702	16,357	15,547		47,606	46,529
	Total (BHP Billiton share)		21,666	23,901	21,581	22,840	20,823		65,244	63,763

## Edgar Filing: BHP BILLITON LTD - Form 6-K

	Total shipments (100%)		25,489	28,119	25,389	26,871	24,498		76,758	75,015
(a) Iron ore production and shipments are reported on a wet tonnes basis.										
(b) Jimblebar production restated on a saleable production basis. BHP Billiton interest in saleable production is 85%.										
<u>Samarco, Brazil</u>										
	Production		1,823	1,896	1,881	1,865	1,802		5,548	5,791
	Shipments		1,768	1,728	1,900	2,155	1,532		5,587	5,886
METALLURGICAL COAL (a)										
<u>Queensland, Australia</u>										
	Production									
	<u>BMA</u>									
	Blackwater		1,615	1,603	1,627	1,409	1,533		4,569	4,962
	Goonyella		1,355	1,740	1,609	1,921	1,751		5,281	3,721
	Peak Downs		842	1,322	1,250	1,186	1,095		3,531	3,204
	Saraji		752	878	675	602	563		1,840	2,373
	Norwich Park		664	836	759	678	550		1,987	2,044
	Gregory Joint Venture		731	642	773	645	480		1,898	2,070
	BMA total		5,959	7,021	6,693	6,441	5,972		19,106	18,374
	<u>BHP Mitsui Coal (b)</u>									
	Riverside		480	43	-	-	-		-	2,341
	South Walker Creek		725	839	726	710	763		2,199	2,434
	BHP Mitsui Coal total		1,205	882	726	710	763		2,199	4,775
	<u>Queensland total</u>		7,164	7,903	7,419	7,151	6,735		21,305	23,149
	Shipments									
	Coking coal		5,440	5,705	4,869	4,987	5,032		14,888	16,429
	Weak coking coal		1,609	1,619	1,207	1,366	1,342		3,915	4,996
	Thermal coal		632	815	579	403	482		1,464	1,902

Edgar Filing: BHP BILLITON LTD - Form 6-K

	Total		7,681	8,139	6,655	6,756	6,856		20,267	23,327
(a) Metallurgical coal production is reported on the basis of saleable product. Production figures include some thermal coal.										
(b) Shown on 100% basis. BHP Billiton interest in saleable production is 80%.										
<u>Illawarra, Australia</u>										
	Production		1,719	1,667	1,567	1,822	1,725		5,114	4,584
	Shipments									
	Coking coal		1,447	1,500	1,190	1,457	1,508		4,155	4,154
	Thermal coal		93	27	383	103	313		799	319
	Total		1,540	1,527	1,573	1,560	1,821		4,954	4,473
MANGANESE ORES										
<u>South Africa</u>										
	Saleable production (a)		606	631	566	529	532		1,627	1,877
<u>Australia</u>										
	Saleable production (a)		691	787	821	749	694		2,264	2,160
MANGANESE ALLOYS										
<u>South Africa</u>										
	Saleable production (a)		137	98	79	105	119		303	394
<u>Australia</u>										
	Saleable production (a)		60	58	60	60	54		174	205
(a) Shown on 100% basis. BHP Billiton interest in saleable production is 60%.										
<b>PRODUCTION AND SHIPMENT REPORT</b>										
									YEAR TO DATE	
			MARCH	JUNE	SEPT	DEC	MAR		MAR	MAR

			2005	2005	2005	2005	2006		2006	2005
<b>DIAMONDS AND SPECIALTY PRODUCTS</b>										
BHP Billiton attributable production and sales unless otherwise stated.										
<b>DIAMONDS</b>										
<u>Ekati™, Canada</u>										
	Ore Processed (100%)	('000 tonnes)	1,101	1,216	1,158	962	995		3,115	3,379
	Production	('000 carats)	802	957	852	614	512		1,978	2,660
<b>FERTILISER</b>										
<u>Southern Cross Fertiliser Operations, Australia (a)</u>										
	Production (b)	('000 tonnes)	-	73.9	244.9	252.6	222.5		720.0	-
	Sales (b)	('000 tonnes)	-	105.9	175.5	221.2	200.4		597.1	-
(a) BHP Billiton acquired Southern Cross Fertiliser Operations (formerly Queensland Fertilizer Operations) with the acquisition of WMC. Production data was first reported from June 1, 2005.										
(b) Includes diammonium phosphate and monoammonium phosphate.										

<b>PRODUCTION AND SHIPMENT REPORT</b>										
									YEAR TO DATE	
			MARCH	JUNE	SEPT	DEC	MAR		MAR	MAR
			2005	2005	2005	2005	2006		2006	2005
<b>ENERGY COAL</b>										
BHP Billiton attributable production and sales unless otherwise stated.										
('000 tonnes)										
<u>Ingwe, South Africa</u>										
	Production		12,769	13,548	14,549	12,940	11,605		39,094	41,102
	Sales									
	Export		5,082	5,094	5,436	6,273	5,658		17,367	15,383
	Local utility		7,069	7,560	8,013	7,250	7,328		22,591	23,721

Edgar Filing: BHP BILLITON LTD - Form 6-K

	Inland		353	186	309	268	203		780	1,044
	Total		12,504	12,840	13,758	13,791	13,189		40,738	40,148
<b>New Mexico, USA</b>										
	Production									
	Navajo Coal		2,008	2,389	2,238	2,252	2,305		6,795	5,856
	San Juan Coal		1,161	1,739	2,323	1,813	524		4,660	4,943
	Total		3,169	4,128	4,561	4,065	2,829		11,455	10,799
	Sales - local utility		3,447	3,319	3,769	3,628	3,553		10,950	11,083
<b>Hunter Valley, Australia</b>										
	Production		2,258	2,823	2,568	2,045	1,897		6,510	7,042
	Sales									
	Export		1,866	1,746	1,570	1,312	1,267		4,149	4,507
	Inland		872	1,186	983	793	643		2,419	2,687
	Total		2,738	2,932	2,553	2,105	1,910		6,568	7,194
<b>Cerrejon Coal, Colombia</b>										
	Production		1,883	2,204	2,332	2,237	2,341		6,910	5,770
	Sales - export		1,927	2,338	2,170	2,087	2,116		6,373	6,047
<b>PRODUCTION AND SHIPMENT REPORT</b>										
									YEAR TO DATE	
			MARCH	JUNE	SEPT	DEC	MAR		MAR	MAR
			2005	2005	2005	2005	2006		2006	2005
<b>STAINLESS STEEL MATERIALS</b>										
BHP Billiton attributable production and sales unless otherwise stated.										
('000 tonnes)										
<b>NICKEL</b>										
<b>CMSA, Colombia</b>										
	Production		13.3	13.7	12.8	13.0	12.9		38.7	37.6
	Sales		13.4	12.8	11.1	14.2	12.4		37.7	37.3
<b>Yabulu, Australia</b>										



Edgar Filing: BHP BILLITON LTD - Form 6-K

	Production									
	Nickel metal		7.5	8.9	6.1	5.9	7.0		19.0	22.5
	Cobalt		0.5	0.4	0.3	0.2	0.3		0.8	1.4
	Sales									
	Nickel metal		7.7	8.3	6.3	6.6	6.9		19.8	23.2
	Cobalt		0.3	0.4	0.4	0.3	0.4		1.1	1.2
<u>Nickel West, Australia (a)</u>										
	Production									
	Nickel contained in finished matte		-	3.3	9.7	13.9	5.2		28.8	-
	Nickel metal		-	5.9	15.5	16.2	15.1		46.8	-
	Nickel production		-	9.2	25.2	30.1	20.3		75.6	-
	Sales									
	Nickel contained in finished matte		-	3.5	7.6	14.3	8.8		30.7	-
	Nickel metal		-	4.7	15.9	15.5	16.6		48.0	-
	Nickel sales		-	8.2	23.5	29.8	25.4		78.7	-
(a) BHP Billiton acquired Nickel West with the acquisition of WMC. Production data was first reported from June 1, 2005.										
FERROCHROME										
<u>South Africa (a)</u>										
	Saleable production (b)		240	178	-	-	-		-	776
(a) BHP Billiton sold its interest in Samancor Chrome with effect from June 1, 2005.										
(b) Shown on 100% basis. BHP Billiton interest in saleable production is 60%.										

BHP Billiton Limited ABN 49 004 028 077

BHP Billiton Plc Registration number 3196209

Registered in Australia  
Registered Office: Level 27, 180 Lonsdale Street Melbourne Victoria  
3000  
Telephone +61 1300 554 757 Facsimile +61 3 9609 3015

Registered in England and Wales  
Registered Office: Neathouse Place London SW1V 1BH United  
Kingdom  
Telephone +44 20 7802 4000 Facsimile +44 20 7802 4111

The BHP Billiton Group is headquartered in Australia





## SIGNATURES

Pursuant to the requirements of the Securities Exchange Act of 1934, the registrant has duly caused this report to be signed on its behalf by the undersigned, thereunto duly authorized.

BHP Billiton Limited

Date: 26 April 2006

By: Karen Wood

Name: Karen Wood

Title: Company Secretary